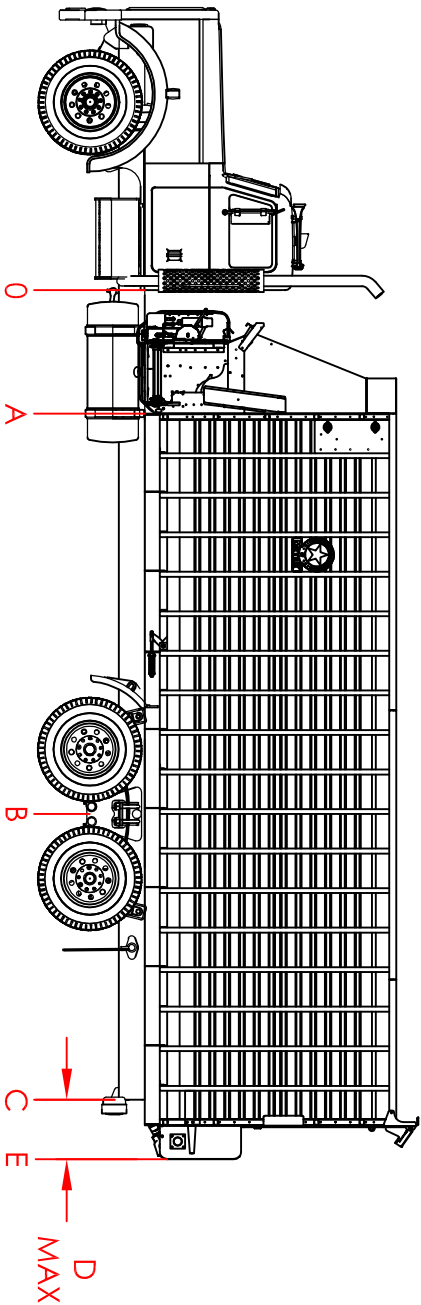


**HYDRAULIC SPECIFICATIONS-BASIC HYDRAULIC CONTROL-TRUCK WET KIT PROVIDED BY CUSTOMER**

- 25 GPM MAX @ 1,500 TRUCK ENGINE RPM, (FLOW GREATER THAN 25 GPM WILL REQUIRE A PRIORITY FLOW CONTROL VALVE INSTALLED)
- 3000 PSI PEAK PRESSURE W/RELIEF VALVE INSTALLED & SET AT 3000 PSI
- 35-40 GALLON RESERVOIR FILLED W/30 GALLONS OF HYDRAULIC OIL
- 3/4" HOSES REQUIRED WITH 3/4" NPT MALE SWIVEL ENDS FOR FRONT & REAR HYDRAULIC HOOK UP

Select truck with axle, frame and horsepower configurations that match box capacities. Always follow Federal, State and local laws for lighting, weight and operation. Be sure box is located on the truck to provide safe weight distribution on the truck.



**BASIC HYDRAULIC CONTROL**

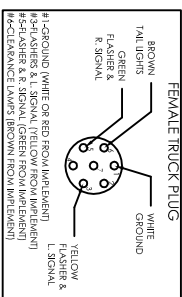
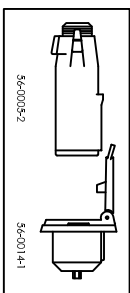
SIZE	A	B	C	D	E
RT1216/RT1616	50"	134"	231.5"	24"	255.5"
RT1218/RT1618	50"	158"	255.5"	24"	279.5"
RT/RTX220 RT/RTX620	50"	182"	279.5"	24"	303.5"
RT/RTX222 RT/RTX622	50"	200"	303.5"	24"	327.5"
RTX224 RTX624	50"	212"	327.5"	24"	351.5"
RTX226 RTX626	50"	220"	351.5"	24"	375.5"

**SCALE EQUIPPED TRUCKS**

Truck/Box combinations equipped with optional scale packages require additional truck frame strength due to concentrations of load. All scale equipped units require a double framed truck. Noncompliant frame specifications will void Meyer warranty for related damage.

**LIGHTING SPECIFICATIONS**

**HIGHWAY LIGHT PACKAGE RECOMMENDED FOR ON ROAD TRANSPORT**  
 CUSTOMER TO SUPPLY A 7-PIN MALE & FEMALE PLUG OFF OF THE REAR OF THE CAB FOR LIGHT HOOK UP TO IMPLEMENT, LOCATED CENTRALLY BEHIND THE CAB. ORDER PART #56-0005-2 & 56-0014-1 FROM MEYER MANUFACTURING CORPORATION.



**TAIL LIGHT CONVERTER**

DEPENDING ON MAKE AND MODEL OF TRUCK IT MAY BE NECESSARY TO INSTALL A LIGHT CONVERTER. MEYER #56-0028. CONVERTER ALLOWS SIGNAL LIGHTS AND BRAKE LIGHTS TO OPERATE ACCORDING TO DOT LIGHTING REGULATIONS.

NAME	DATE	<p><b>MEYER MFG CORP.</b></p> <p><b>TITLE:</b> RT RTX BASIC HYDRAULIC CONTROL TRUCK MOUNT SPECIFICATIONS</p> <p><b>MATERIAL:</b></p>	
DRAWN BY	JAA		
CHECKED			
<p>UNLESS OTHERWISE SPECIFIED:                  DIMENSIONS ARE IN INCHES                  TOLERANCES:                  FRACTIONAL ± 1/32"                  ANGULAR: BEND ± 0.5°                  TWO PLACE DECIMAL ± 0.02"                  THREE PLACE DECIMAL ± 0.005"</p>		<p><b>TITLE:</b> RT RTX BASIC TRUCK MOUNT SPECIFICATIONS</p>	
<p>PROPRIETARY AND CONFIDENTIAL                  THE INFORMATION CONTAINED IN THIS DRAWING IS THE SOLE PROPERTY OF MEYER MFG CORP. ANY REPRODUCTION IN PART OR AS A WHOLE WITHOUT THE WRITTEN PERMISSION OF MEYER MFG CORP. IS PROHIBITED.</p>		<p><b>SIZE</b> DWG. NO. REV.</p> <p><b>A</b> RT RTX BASIC TRUCK MOUNT SPECIFICATIONS -</p>	
SCALE: 1:1		WT: XX.XX	SHEET 1 OF 1