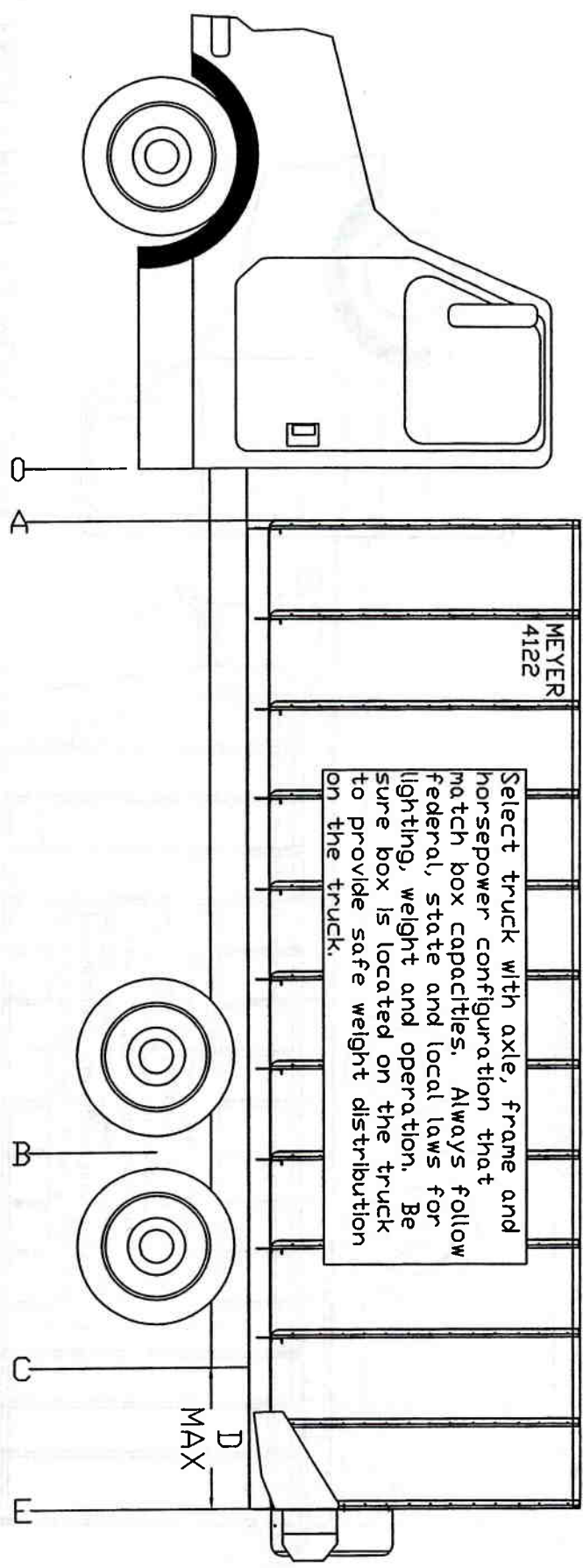


4100 REAR UNLOAD

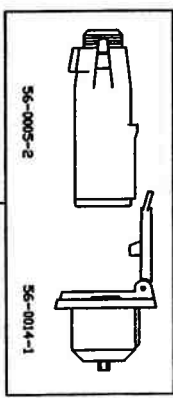
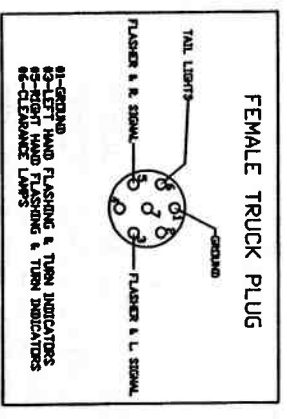
HYDRAULIC WET KIT DR PTD PROVIDED BY CUSTOMER

TRUCK HYDRAULIC DRIVE
 HYDRAULIC PUMP 25 GPM
 3000 PSI MAX.
 RELIEF VALVE INSTALLED, SET AT 3000 PSI
 30 GALLON RESERVOIR WITH DIL
 3/4" NPT REAR HYDRAULIC CONNECTIONS

TRUCK PTD DRIVE
 60-80% OF ENGINE SPEED
 #60 ROLLER CHAIN RECOMMENDED
 JACK SHAFT-60B16 SPRCKET
 4100 DRIVE 60B30 1-1/4" BORE, 1/4" KEYWAY



| SIZE | A | B | C | D | E |
|------|-----|------|------|-----|------|
| 4116 | 14" | 114" | 168" | 38" | 206" |
| 4118 | 14" | 134" | 192" | 38" | 230" |
| 4120 | 14" | 158" | 216" | 38" | 254" |
| 4122 | 14" | 182" | 240" | 38" | 278" |



SUPPLY A 7-PIN MALE & FEMALE PLUG OFF THE REAR OF CAB FOR LIGHT HOOK-UP TO IMPLEMENT, LOCATED CENTRALLY BEHIND CAB. FROM MEYER ORDER 56-0005-2 & 56-0014-1.

TAILLIGHT CONVERTER
 DEPENDING ON MAKE AND MODEL OF TRUCK IT MAY BE NECESSARY TO INSTALL A LIGHT CONVERTER (MEYER PART #56-0028). CONVERTER ALLOWS SIGNAL LIGHTS AND BRAKE LIGHTS TO OPERATE ACCORDING TO DOT LIGHTING.

| | |
|---|---------------------------------------|
| TOLERANCE H/R- 1/32 UNLESS OTHERWISE SPECIFIED | MEYER MFG. CORP. |
| FINISH | TITLE 4100 REAR UNLOAD |
| SCALE | TRUCK MOUNT DIMENSIONS |
| DATE 6/23/2009 | DWG. BY JAA |
| | APPROVED BY |
| | DWG. NO. 4100 REAR UNLOAD TRUCK MOUNT |