

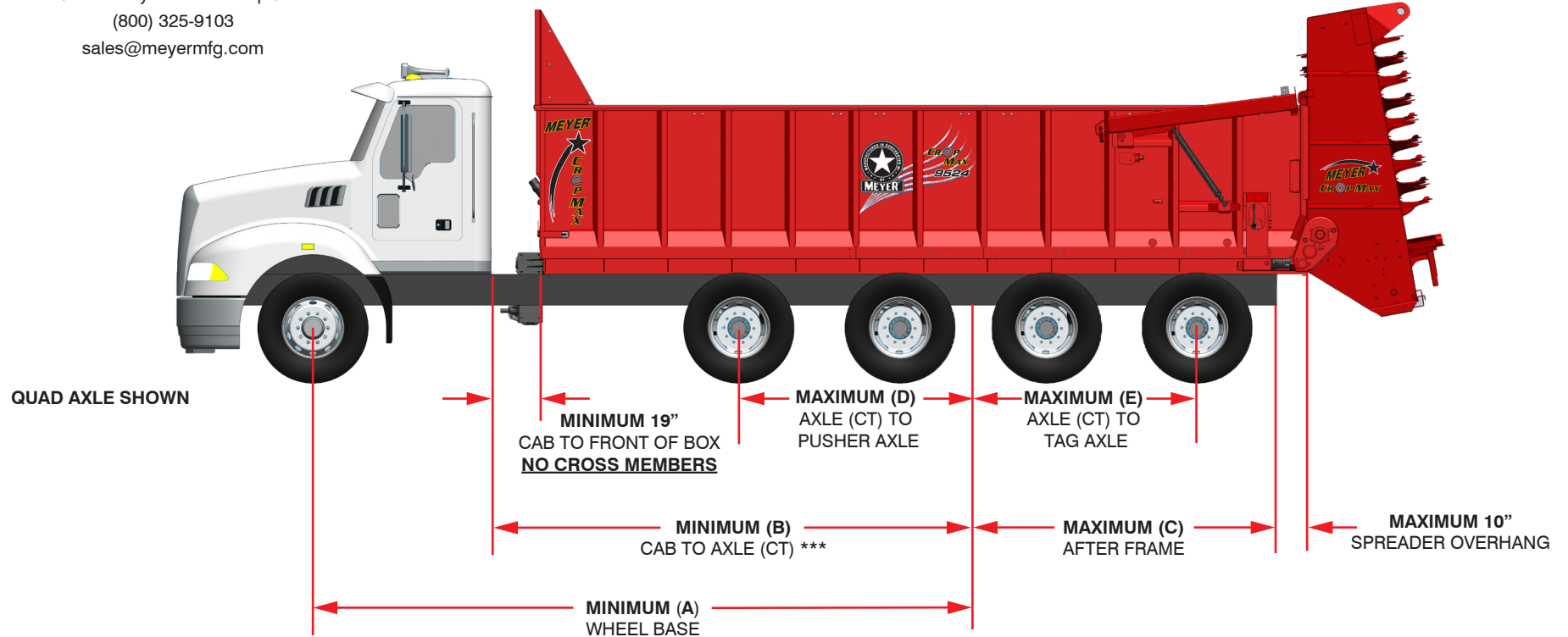
9500 TRUCK MOUNT SPECIFICATIONS



Truck Specification Questions?

Contact the Meyer Service Department
 (800) 325-9103
 sales@meyermfg.com

SPREADER MODEL	AXLE TYPE	MINIMUM GVWR	MINIMUM FRAME SECTION MODULUS*	MINIMUM FRONT/REAR	MINIMUM ENGINE HP	MINIMUM TORQUE @ PTO ADAPTER**	(A) WHEEL BASE	(B) CAB TO AXLE (CT)	(C) AFTER FRAME	(D) AXLE (CT) TO PUSHER AXLE	(E) AXLE (CT) TO TAG AXLE
9516	TANDEM	64,000#	23	18,000# / 46,000# OR 20,000# / 44,000	350 HP	500 FT-LBS @ 100% PTO	213 ^{+4"}	150 ^{+4"}	49"	N/A	N/A
9520	TANDEM	64,000#	23	18,000# / 46,000# OR 20,000# / 44,000	350 HP	500 FT-LBS @ 100% PTO	249 ^{+4"}	186 ^{+4"}	61"	N/A	N/A
9524	TANDEM	64,000#	23	18,000# / 46,000# OR 20,000# / 44,000	400 HP	500 FT-LBS @ 100% PTO	273 ^{+4"}	210 ^{+4"}	85"	N/A	N/A
9524	TRIDEM	64,000#	23	18,000# / 46,000# OR 20,000# / 44,000	400 HP	500 FT-LBS @ 100% PTO	279 ^{+4"}	216 ^{+4"}	79"	103"	N/A
9524	QUAD	64,000#	23	18,000# / 46,000# OR 20,000# / 44,000	400 HP	500 FT-LBS @ 100% PTO	264 ^{+4"}	201 ^{+4"}	94"	88"	84"
9530	QUAD	64,000#	23	20,000# / 44,000	400 HP	500 FT-LBS @ 100% PTO	318 ^{+4"}	254 ^{+4"}	113"	86"	86"



* MIN FRAME SECTION MODULUS refers to strength of frame based on 110,000 PSI yield strength

** PTO adapter must have bolt pattern and pilot to accept a 1410 series driveline, Spicer# 3-2-159

*** No braces, exhaust pipes, brackets, hardware, etc. behind cab and above frame rails, unless cab to axle (CT) dimension is taken from behind these features

THE LISTED DIMENSIONS REPRESENT OPTIMAL CONFIGURATIONS. INCREASING THE WHEEL BASE MAY NEGATIVELY IMPACT MANEUVERABILITY, INCREASE THE TURNING RADIUS, AND RESULT IN IMPROPER AXLE LOADING. MEYER MANUFACTURING ASSUMES NO RESPONSIBILITY FOR UNITS THAT ARE NOT CONFIGURED IN ACCORDANCE WITH THESE SPECIFICATIONS.



Truck Specification Questions?

Contact the Meyer Service Department
(800) 325-9103
sales@meyermfg.com

9500 TRUCK MOUNT SPECIFICATIONS

Mandatory Truck Requirements

Crop Max Spreaders require 2 PTO provisions on the transmission, 1 for Apron drive and the other for expeller drive.

Apron Drive-Hydraulic

- Hydraulic wet kit-to be provided by the customer
 - 25 GPM @3000 PSI peak pressure
 - Relief valve installed & set at 3000 PSI
 - 35-40 Gallon reservoir filled w/30 gallons of hydraulic oil
 - 3/4" hoses required with 3/4" male NPT swivel ends for hydraulic hookup
 - Hoses extend 30" rearward from a center location on the back of the cab

Expeller Drive-Mechanical

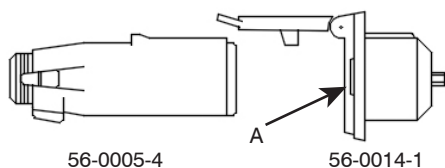
- Truck PTO drive
 - 100% of Engine speed required w/Meyer right angle gearbox drive package
 - Chelsea Smart Start PTO or equivalent required for automatic transmissions

Scale Equipped Trucks

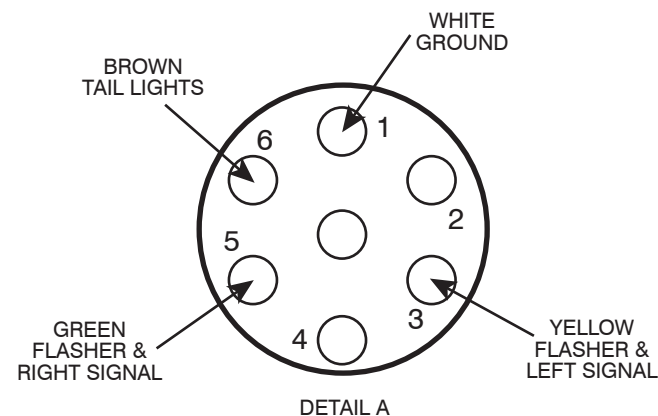
- Truck/Box combinations equipped with optional scale packages require additional truck frame strength due to concentrations of load
- All Scale equipped units require a double framed truck. Non-compliant frame specifications will void Meyer warranty for related damage

Truck Recommendations:

- 1000 PTO RPM at 1800 engine RPM w/ 100% engine PTO
- Throttle lock / cruise control at engine speed incremental up to 1800 RPM
- Wide mirrors
- Frame Splicing tapered and staggered (Talk to your truck shop)
- Highway Light package is recommended for on road transport



Supply a 7-Pin male and female plug off the rear of the cab for light hook-up to implement, located centrally behind the cab.
Order from Meyer# 56-0005-4 & 56-0014-1.



Tail Light Converter

Depending on make and model of truck, it may be necessary to install a light converter, Meyer# 56-0028.

NOTE: IF TRUCK IS SUPPLIED BY THE CUSTOMER, IT IS THE RESPONSIBILITY OF THE CUSTOMER TO WORK WITH A KNOWLEDGEABLE TRUCK DEALER TO ENSURE ALL LOCAL AND STATE TRANSPORTATION LAWS WILL BE MET WHERE THE TRUCK IS TO BE OPERATED. IF TRUCK IS SUPPLIED BY A TRUCK DEALER, IT IS THEIR RESPONSIBILITY TO MAKE THE TRUCK LEGAL FOR ROAD USE BY ALL STATE AND LOCAL LAWS AFFECTING THE CUSTOMER. ALWAYS FOLLOW FEDERAL, STATE AND LOCAL LAWS FOR LIGHTING, MUD FLAPS, HEIGHT, WIDTH, WEIGHT AND OPERATION. OVER-WIDTH PERMITS MAY BE NECESSARY IN CERTAIN AREAS OF THE COUNTRY.